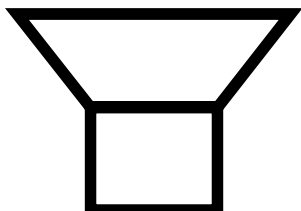





Pin Torx / 6 Lobe Countersunk Machine Screws



6-Lobe Pin - Countersunk Machine Screw - A2 Stainless Steel



Dimensions (mm)

<div></div> <div>SCREW TYPE</div> <div>6-LOBE PIN</div> <div>DIMENSIONS</div>		METRIC MACHINE SCREWS					
		M3	M4	M5	M6	M8	M10
COUNTERSUNK HEAD		5.6	7.8	9.8	11.6	15.2	17.4
		2.0	2.3	2.8	3.3	5.0	5.1

Material and Finish

Material:	A2 Stainless Steel
Heat Treatment:	None
Finish:	Passivated

Size

GAUGE \ LENGTH	6mm	8mm	10mm	12mm	16mm	20mm	25mm	30mm	35mm	40mm	50mm	55mm	60mm	70mm	80mm	DRIVER SIZE
M3	■	■	■	■	■	■	■									T10
M4	■	■	■	■	■	■	■	■		■	■			■		T20
M5		■	■	■	■	■	■	■		■	■				■	T25
M6		■	■	■	■	■	■	■		■	■				■	T30
M8					■	■	■	■		■	■	■	■		■	T40
M10							■		■	■	■		■		■	T45

■ = Size Available