






Clutch Head Round Head Self Tapping Screws



The ever-popular Clutch Head one way, security screw is arguably the world's first security fixing. Using a standard slotted (flat blade) screwdriver, this permanent screw only operates in a clockwise motion. As such, once the screw is in, it is almost impossible to remove. To help you size up these machine screws or match against an existing screw, please see below for the dimensions of each screw type:

	Screw Type	Metric Machine Screws			
	Clutch Head	No 6	No 8	No 10	No 14
	Dimensions	3.5mm	4.2mm	4.8mm	6.3mm
Round Head		6.3mm	7.6mm	8.8mm	11.7mm
		2.5mm	2.9mm	3.4mm	4.4mm

To affix these screws you simply need a standard flat blade screwdriver.

Although these screws are permanent fixings, we do sell a removal tool for use on stainless steel screws. Using considerable force, the tungsten tips of this tool can drive divots into the head of the stainless-steel screw head - thus, allowing the screw to potentially be turned the opposite direction.

Tool \ To Suit	No 6	No 8	No 10	No 12
	RT41	x		
RT51		x	x	
RT61				x

Please note these tools will only work on stainless steel screws



These Round Head Clutch Head screws are available from stock in the following sizes:

Screw Gauge \ Length	1/2"	3/4"	1"	1 1/4"	1 1/2"	2"	3"
	13mm	19mm	25mm	32mm	38mm	50mm	75mm
No 6	x	x	x				
No 8	x	x	x	x	x	x	
No 10	x	x	x	x	x	x	
No 14	x	x	x		x	x	x

Other Clutch Head Screws Available

SSP's clutch head screws are available in many variations, including machine screws, wood screws, self tappers, barrel nuts and shoulder screws. You may have also seen our number plate security kit online, which consists of 2 sets of 4 clutch heads, in the 2 most common sizes for car registration plates.



Call 0161 413 7939 for more information